



TKE 365 EA

Single Head Cutting-Off Machines




Single-head, rising blade cutting-off machine, with N/C automatic rotation of the vertical axis through brushless motor and contemporaneous hydraulic tilting of the horizontal axis. Cutting with angular settings from 90° to 22°30' (left and right) on the vertical axis and from 90° to 35° (right only) on the horizontal axis.




Blade

The cutting-off machine is equipped with a 650-mm-diameter Widia blade mounted on a hydraulic feed system, which ensures the rigidity of the system and, at the same time, the power needed to process profiles with large sections.



Vices

The workpiece is clamped using horizontal and vertical vices, which are characterised by extremely fast positioning. The robustness of the mechanical structure used ensures the extreme rigidity of workpiece clamping on the work benches.



Cutting zone

To enable maximum utilization of the large cutting capacity, which ensures the machinability of large profiles, the cutting zone features a sturdy structure designed to ensure maximum stiffness. This is with regard to both the horizontal plane and the vertical square.




Control

The control console features a 7" touch-screen display and fully personalised software, allowing complete management of the machine operating functions. It allows reading the cutting unit tilting on the horizontal axis, setting the cutting angles on the NC vertical axis, as well as workpiece clamping. Using the control console, it is also possible to prepare and optionally import angle cutting lists automatically.



Additional horizontal pneumatic vice (Optional)

It is possible to install additional vices beyond the standard machine equipment. In this way, it is possible to ensure perfect clamping of bars or bar sections even in the case of special profiles.



Vice pressure reducers with pressure gauge (Optional)

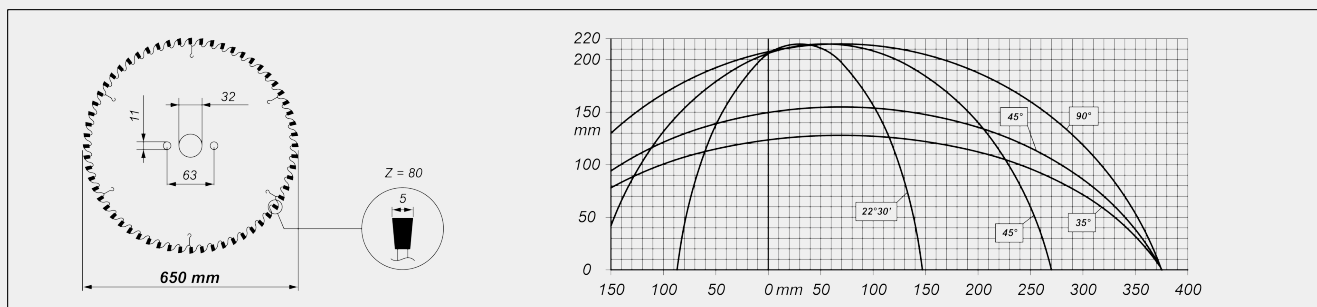
When cutting profiles of particular consistency, flexibility or brittleness, the vices can be equipped with pressure regulators. This solution, combined with an accurate use of the vices, allows adjusting the profile clamping even in very complex cases.

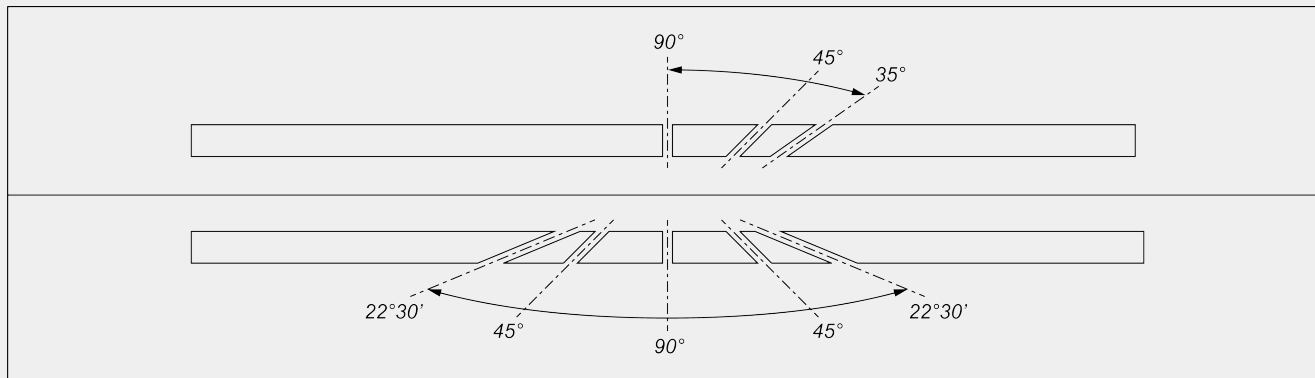
**TKE 365 EA / SINGLE HEAD CUTTING-OFF MACHINES****MACHINE CHARACTERISTICS**

| | |
|---|-------------------|
| Electronic control of the vertical rotation axis | ● |
| Absolute encoder positioning | ● |
| Hydraulic blade feed | ● |
| Widia blade | ● |
| Horizontal axis tilting digital display | ● |
| Blade diameter (mm) | 650 |
| Adjustable blade feed rate | ● |
| Blade rotation on vertical axis | -22°30' ÷ +22°30' |
| Electronic adjustment of intermediate angles on vertical axis | ● |
| Blade tilting on horizontal axis (to the right) | 90° ÷ 35° |
| Mechanic adjustment of intermediate angles on horizontal axis | ● |

BLADE MOTOR

| | |
|--|-------|
| Three-phase brake motor with inverter | ● |
| Power rating (kW), three-phase drive motor | 5,5 |
| Blade rotation speed (rpm) | 2.800 |
| Peripheral speed (m/s) | 95 |
| Brake intervention time (s) | 10 |

CUTTING DIAGRAM

**CUTTING UNIT TILTING**

Electronic adjustment of intermediate angles on vertical axis
Mechanic adjustment of intermediate angles on horizontal axis

SAFETY DEVICES AND PROTECTIONS

| | |
|----------------------------|---|
| Manual operated full guard | ● |
| Side protection tunnels | ● |

LUBRICATION AND SUCTION

| | |
|---|---|
| Minimal oil diffusion lubrication system | ● |
| Pre-setting for automatic exhauster start | ● |

PROFILE POSITIONING AND CLAMPING

| | |
|---|-------|
| Vertical pneumatic vices | 3 |
| Horizontal pneumatic vice | 1 |
| Additional horizontal vice | ○ |
| Pressure reducers with pressure gauge for clamps | ○ |
| Adjustable and retractable profile support square for compound cuts up to 35° | ● |
| Loading surface height (mm) | 1.100 |

Included ● Available ○